



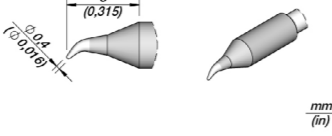
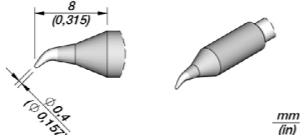
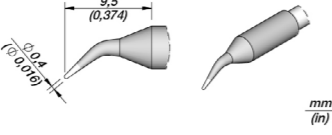
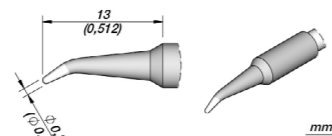
**C245 Cartridge** range  
for T245 Handles

Ref.	Description	Image	Suggested components	Connectables
<b>C245-030</b>	Cartridge Conical Ø 0,3		Package 0201, 0402 Fine pitch 0,65mm QFP, IC, ..	Control Units: CD, DI, DDE, DME Tools: T245 range
<b>C245-032</b>	Cartridge Conical Ø 0,4		Package 0201, 0402 Fine pitch 0,65mm QFP, IC, ..	Control Units: CD, DI, DDE, DME Tools: T245 range
<b>C245-036</b>	Cartridge Conical Ø 0,5 S1		Package 0603 QFP, IC, ..	Control Units: CD, DI, DDE, DME Tools: T245 range
<b>C245-930</b>	Cartridge Conical Ø 0,5 S2		Package 0603 QFP, IC, ..	Control Units: CD, DI, DDE, DME Tools: T245 range
<b>C245-001</b>	Cartridge Conical Ø 0,6		General use	Control Units: CD, DI, DDE, DME Tools: T245 range
<b>C245-201</b>	Cartridge Conical Ø 0,6 L		Package 0603 QFP, IC, ..	Control Units: CD, DI, DDE, DME Tools: T245 range
<b>C245-937</b>	Cartridge Conical Ø 0,6 HT		Package 0603 QFP, IC, ..	Control Units: CD, DI, DDE, DME Tools: T245 range

**C245** Cartridges for T245 Handles

Ref.	Description	Image	Suggested components	Connectables
<b>C245-957</b>	Cartridge Conical Ø 0,8		Through hole	Control Units: CD, DI, DDE, DME Tools: T245 range
<b>C245-903</b>	Cartridge Conical Ø 1 S1		General use	Control Units: CD, DI, DDE, DME Tools: T245 range
<b>C245-803</b>	Cartridge Conical Ø 1 L		General use	Control Units: CD, DI, DDE, DME Tools: T245 range
<b>C245-041</b>	Cartridge Conical Ø 1 S2		General use Tip with an extra tinned surface	Control Units: CD, DI, DDE, DME Tools: T245 range
<b>C245-403</b>	Cartridge Conical Ø 1 HT		General use	Control Units: CD, DI, DDE, DME Tools: T245 range
<b>C245-943</b>	Cartridge Conical Ø 1,7		General use	Control Units: CD, DI, DDE, DME Tools: T245 range
<b>C245-933</b>	Cartridge Conical Ø 2,2		General use	Control Units: CD, DI, DDE, DME Tools: T245 range
<b>C245-107</b>	Cartridge Conical Ø 3 HT		General use	Control Units: CD, DI, DDE, DME Tools: T245 range

**C245** Cartridges for **T245** Handles

	Ref.	Description	Image	Suggested components	Connectables
	<b>C245-034</b>	Cartridge Bent Ø 0,4 S1		Package 0201, 0402 Fine pitch 0,65mm QFP, IC, ..	Control Units: CD, DI, DDE, DME Tools: T245 range
	<b>C245-234</b>	Cartridge Bent Ø 0,4 S1 L		Package 0201, 0402 Fine pitch 0,65mm QFP, IC, ..	Control Units: CD, DI, DDE, DME Tools: T245 range
	<b>C245-029</b>	Cartridge Bent Ø 0,4 S2		Package 0201, 0402 Fine pitch 0,65mm QFP, IC, ..	Control Units: CD, DI, DDE, DME Tools: T245 range
	<b>C245-126</b>	Cartridge Bent Ø 0,4 S3		Package 0201, 0402 Fine pitch 0,65mm QFP, IC, ..	Control Units: CD, DI, DDE, DME Tools: T245 range
	<b>C245-786</b>	Cartridge Bent Ø 0,4 S4		Package 0201, 0402 Fine pitch 0,65mm QFP, IC, ..	Control Units: CD, DI, DDE, DME Tools: T245 range
	<b>C245-929</b>	Cartridge Bent Ø 0,6		Package 0603 QFP, IC, ..	Control Units: CD, DI, DDE, DME Tools: T245 range
	<b>C245-935</b>	Cartridge Bent Ø 0,8		Through hole	Control Units: CD, DI, DDE, DME Tools: T245 range
	<b>C245-904</b>	Cartridge Bent Ø 1		General use	Control Units: CD, DI, DDE, DME Tools: T245 range


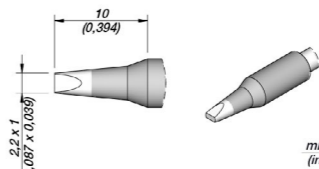
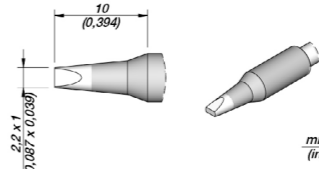
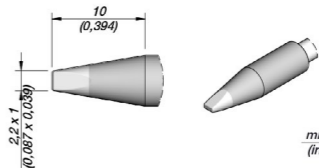
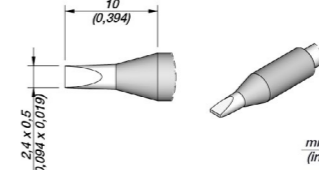
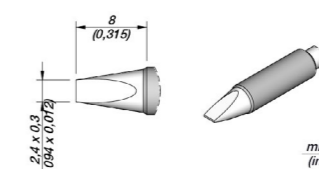
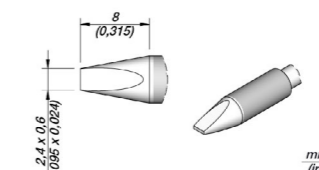
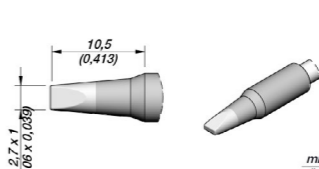
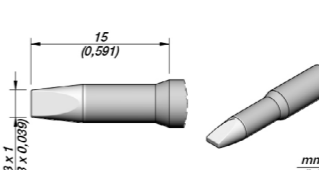
**C245** Cartridges for **T245** Handles

	Ref.	Description	Image	Suggested components	Connectables
	<b>C245-804</b>	Cartridge Bent Ø 1 L		General use	Control Units: CD, DI, DDE, DME Tools: T245 range
	<b>C245-259</b>	Cartridge Bent Ø 1,5		General use	Control Units: CD, DI, DDE, DME Tools: T245 range
	<b>C245-260</b>	Cartridge Bent Ø 2 HT		General use	Control Units: CD, DI, DDE, DME Tools: T245 range
	<b>C245-627</b>	Cartridge Bent Ø 3		General use	Control Units: CD, DI, DDE, DME Tools: T245 range
	<b>C245-628</b>	Cartridge Bent Ø 4 HT		General use	Control Units: CD, DI, DDE, DME Tools: T245 range
	<b>C245-731</b>	Cartridge Chisel 0,6 x 0,3		Package 0603	Control Units: CD, DI, DDE, DME Tools: T245 range
	<b>C245-773</b>	Cartridge Chisel 0,8 x 0,3		Package 0805 Through hole	Control Units: CD, DI, DDE, DME Tools: T245 range
	<b>C245-673</b>	Cartridge Chisel 0,8 x 0,3 L		Package 0805 Through hole	Control Units: CD, DI, DDE, DME Tools: T245 range

**C245** Cartridges for **T245** Handles

	Ref.	Description	Image	Suggested components	Connectables
	<b>C245-742</b>	Cartridge Chisel 0,8 x 0,6 HT		Package 0805 Through hole	Control Units: CD, DI, DDE, DME Tools: T245 range
	<b>C245-774</b>	Cartridge Chisel 1,2 x 0,3		General use	Control Units: CD, DI, DDE, DME Tools: T245 range
	<b>C245-906</b>	Cartridge Chisel 1,2 x 0,7		General use	Control Units: CD, DI, DDE, DME Tools: T245 range
	<b>C245-806</b>	Cartridge Chisel 1,2 x 0,7 L		General use	Control Units: CD, DI, DDE, DME Tools: T245 range
	<b>C245-406</b>	Cartridge Chisel 1,2 x 0,7 HT		General use	Control Units: CD, DI, DDE, DME Tools: T245 range
	<b>C245-768</b>	Cartridge Chisel 1,5 x 0,3		General use	Control Units: CD, DI, DDE, DME Tools: T245 range
	<b>C245-944</b>	Cartridge Chisel 1,8 x 0,8		General use	Control Units: CD, DI, DDE, DME Tools: T245 range
	<b>C245-844</b>	Cartridge Chisel 1,8 x 0,8 L		General use	Control Units: CD, DI, DDE, DME Tools: T245 range


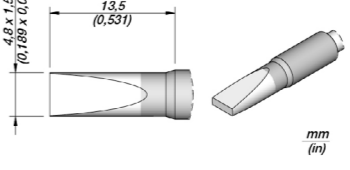
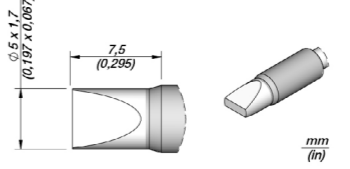
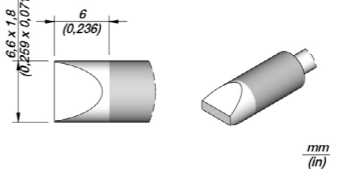

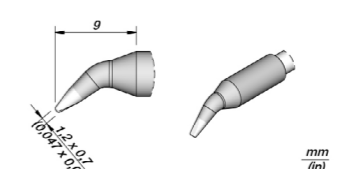
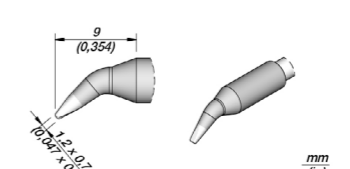
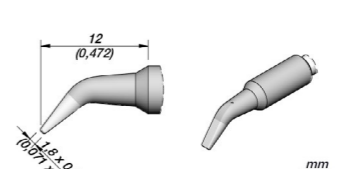
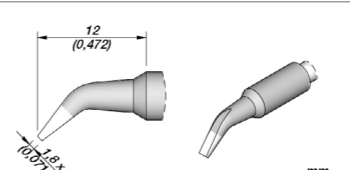
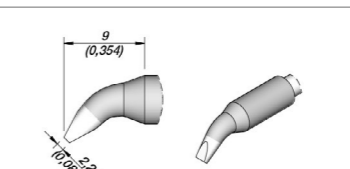
**C245** Cartridges for **T245** Handles

	Ref.	Description	Image	Suggested components	Connectables
	<b>C245-907</b>	Cartridge Chisel 2,2 x 1		General use	Control Units: CD, DI, DDE, DME Tools: T245 range
	<b>C245-807</b>	Cartridge Chisel 2,2 x 1 L		General use	Control Units: CD, DI, DDE, DME Tools: T245 range
	<b>C245-407</b>	Cartridge Chisel 2,2 x 1 HT		General use	Control Units: CD, DI, DDE, DME Tools: T245 range
	<b>C245-759</b>	Cartridge Chisel 2,4 x 0,5 HT		General use	Control Units: CD, DI, DDE, DME Tools: T245 range
	<b>C245-770</b>	Cartridge Chisel 2,4 x 0,3		General use	Control Units: CD, DI, DDE, DME Tools: T245 range
	<b>C245-741</b>	Cartridge Chisel 2,4 x 0,6 HT		General use	Control Units: CD, DI, DDE, DME Tools: T245 range
	<b>C245-729</b>	Cartridge Chisel 2,7 x 1		General use	Control Units: CD, DI, DDE, DME Tools: T245 range
	<b>C245-061</b>	Cartridge Chisel 3 x 1		General use	Control Units: CD, DI, DDE, DME Tools: T245 range


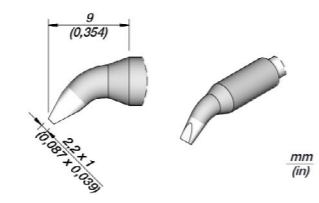
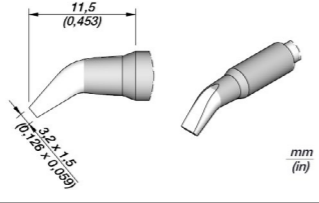
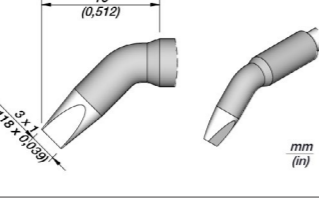
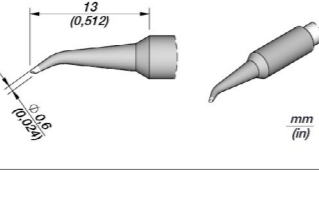
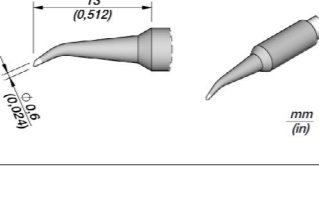

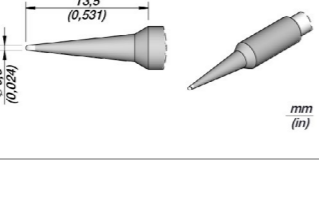
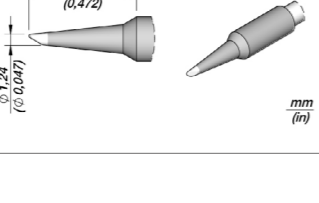
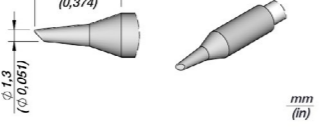
**C245** Cartridges for **T245** Handles

	Ref.	Description	Image	Suggested components	Connectables
	<b>C245-261</b>	Cartridge Chisel 3 x 1 L		General use	Control Units: CD, DI, DDE, DME Tools: T245 range
	<b>C245-911</b>	Cartridge Chisel 3,2 x 1,2		General use	Control Units: CD, DI, DDE, DME Tools: T245 range
	<b>C245-811</b>	Cartridge Chisel 3,2 x 1,2 L		General use	Control Units: CD, DI, DDE, DME Tools: T245 range
	<b>C245-775</b>	Cartridge Chisel 3,2 x 1,2 S1		General use	Control Units: CD, DI, DDE, DME Tools: T245 range
	<b>C245-755</b>	Cartridge Chisel 4 x 0,8 HT		General use	Control Units: CD, DI, DDE, DME Tools: T245 range
	<b>C245-756</b>	Cartridge Chisel 4,8 x 1 HT		General use	Control Units: CD, DI, DDE, DME Tools: T245 range
	<b>C245-908</b>	Cartridge Chisel 4,8 x 1,5 HT S1		General use	Control Units: CD, DI, DDE, DME Tools: T245 range
	<b>C245-808</b>	Cartridge Chisel 4,8 x 1,5 HT L		General use	Control Units: CD, DI, DDE, DME Tools: T245 range


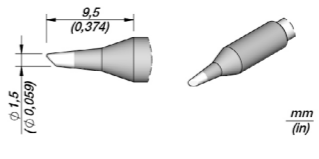
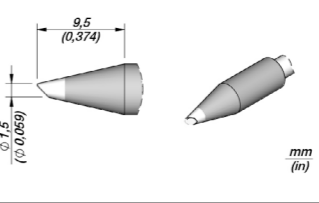
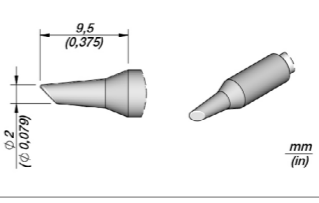
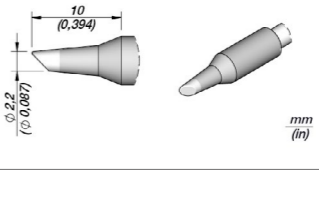
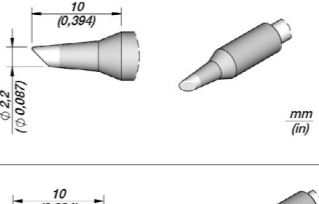
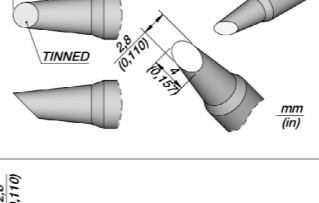
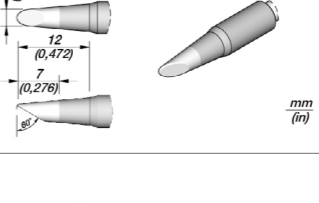
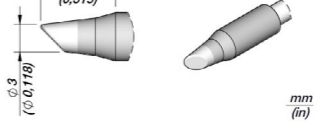
**C245** Cartridges for **T245** Handles

	Ref.	Description	Image	Suggested components	Connectables
	<b>C245-708</b>	Cartridge Chisel 4,8 x 1,5 HT S2		General use	Control Units: CD, DI, DDE, DME Tools: T245 range
	<b>C245-069</b>	Cartridge Chisel 5 x 1,7 HT		General use	Control Units: CD, DI, DDE, DME Tools: T245 range
	<b>C245-966</b>	Cartridge Chisel 6,6 x 1,8 HT		General use	Control Units: CD, DI, DDE, DME Tools: T245 range
	<b>C245-962</b>	Cartridge Bent 1,2 x 0,7		General use	Control Units: CD, DI, DDE, DME Tools: T245 range
	<b>C245-862</b>	Cartridge Bent 1,2 x 0,7 L		General use	Control Units: CD, DI, DDE, DME Tools: T245 range
	<b>C245-963</b>	Cartridge Bent 1,8 x 0,8		General use	Control Units: CD, DI, DDE, DME Tools: T245 range
	<b>C245-863</b>	Cartridge Bent 1,8 x 0,8 L		General use	Control Units: CD, DI, DDE, DME Tools: T245 range
	<b>C245-946</b>	Cartridge Bent 2,2 x 1,0		General use	Control Units: CD, DI, DDE, DME Tools: T245 range

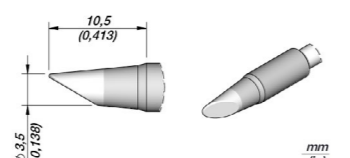
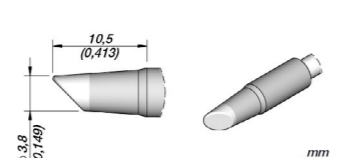
**C245** Cartridges for **T245** Handles

	Ref.	Description	Image	Suggested components	Connectables
	<b>C245-846</b>	Cartridge Bent 2,2 x 1 L		General use	Control Units: CD, DI, DDE, DME Tools: T245 range
	<b>C245-732</b>	Cartridge Bent 3,2 x 1,5		General use	Control Units: CD, DI, DDE, DME Tools: T245 range
	<b>C245-761</b>	Cartridge Bent 3,0 x 1		General use	Control Units: CD, DI, DDE, DME Tools: T245 range
	<b>C245-748</b>	Cartridge Bent Bevel Ø 0,6 S1		Package 0603 Through hole	Control Units: CD, DI, DDE, DME Tools: T245 range
	<b>C245-749</b>	Cartridge Bent Bevel Ø 0,6 S2		Package 0603 Through hole	Control Units: CD, DI, DDE, DME Tools: T245 range
	<b>C245-747</b>	Cartridge Bevel Ø 0,6		Package 0603 Through hole	Control Units: CD, DI, DDE, DME Tools: T245 range
	<b>C245-710</b>	Cartridge Bevel Ø 1,2		Drag soldering Through hole	Control Units: CD, DI, DDE, DME Tools: T245 range
	<b>C245-064</b>	Cartridge Bevel Ø 1,3		Drag soldering Through hole Hoof tip with reduced tinned surface, ideal for tuch up	Control Units: CD, DI, DDE, DME Tools: T245 range


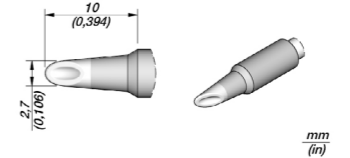
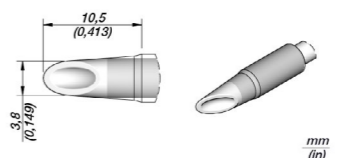
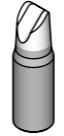
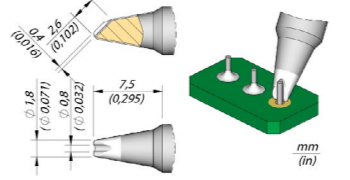
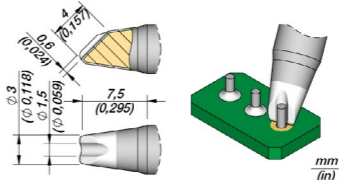
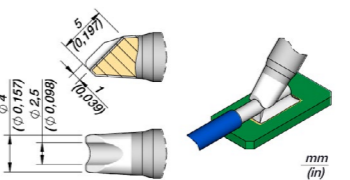
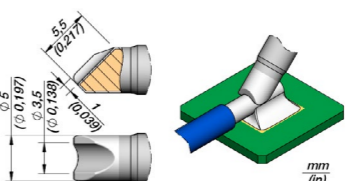
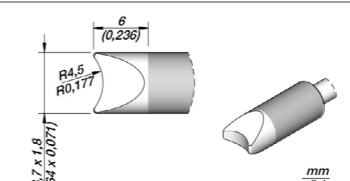

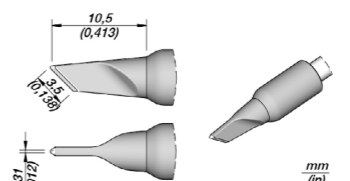
**C245** Cartridges for **T245** Handles

	Ref.	Description	Image	Suggested components	Connectables
	<b>C245-905</b>	Cartridge Bevel Ø 1,5		Drag soldering Through hole	Control Units: CD, DI, DDE, DME Tools: T245 range
	<b>C245-405</b>	Cartridge Bevel Ø 1,5 HT		Drag soldering Through hole	Control Units: CD, DI, DDE, DME Tools: T245 range
	<b>C245-102</b>	Cartridge Bevel Ø 2		Drag soldering Through hole Hoof tip with reduced tinned surface, ideal for tuch up	Control Units: CD, DI, DDE, DME Tools: T245 range
	<b>C245-945</b>	Cartridge Bevel Ø 2,2		Drag soldering Through hole	Control Units: CD, DI, DDE, DME Tools: T245 range
	<b>C245-845</b>	Cartridge Bevel Ø 2,2 L		Drag soldering Through hole	Control Units: CD, DI, DDE, DME Tools: T245 range
	<b>C245-784</b>	Cartridge Bevel Ø 2,8		Drag soldering Through hole	Control Units: CD, DI, DDE, DME Tools: T245 range
	<b>C245-793</b>	Cartridge Bevel Ø 2,8		Drag soldering Through hole	Control Units: CD, DI, DDE, DME Tools: T245 range
	<b>C245-912</b>	Cartridge Bevel Ø 3		Drag soldering Through hole	Control Units: CD, DI, DDE, DME Tools: T245 range


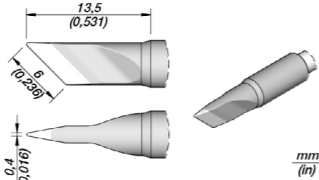
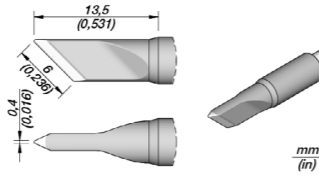
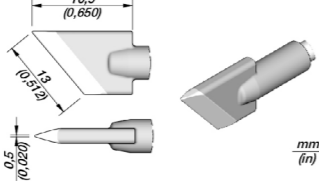
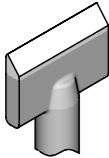
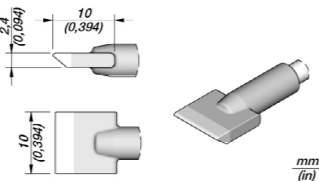
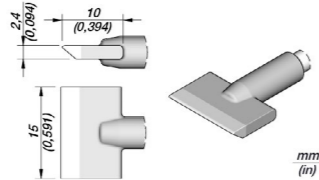
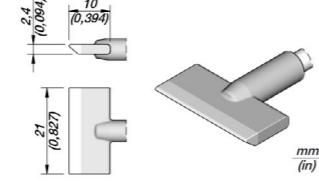
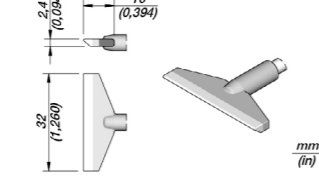
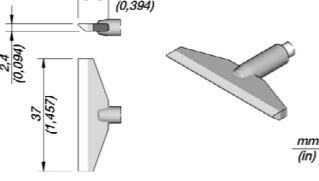
**C245** Cartridges for **T245** Handles

	Ref.	Description	Image	Suggested components	Connectables
	<b>C245-812</b>	Cartridge Bevel Ø 3 L		Drag soldering Through hole	Control Units: CD, DI, DDE, DME Tools: T245 range
	<b>C245-056</b>	Cartridge Bevel Ø 3,5 HT		Drag soldering Through hole	Control Units: CD, DI, DDE, DME Tools: T245 range
	<b>C245-256</b>	Cartridge Bevel Ø 3,5 HT L		Drag soldering Through hole	Control Units: CD, DI, DDE, DME Tools: T245 range
	<b>C245-951</b>	Cartridge Bevel Ø 3,8 HT		Drag soldering Through hole	Control Units: CD, DI, DDE, DME Tools: T245 range
	<b>C245-766</b>	Cartridge Bevel Ø 5		Wide area	Control Units: CD, DI, DDE, DME Tools: T245 range
	<b>C245-301</b>	Cartridge Bevel Ø 8,8		Wide area	Control Units: CD, DI, DDE, DME Tools: T245 range
	<b>C245-965</b>	Cartridge Spoon Ø 1,9		Drag soldering	Control Units: CD, DI, DDE, DME Tools: T245 range
	<b>C245-067</b>	Cartridge Spoon Ø 2,3		Drag soldering	Control Units: CD, DI, DDE, DME Tools: T245 range

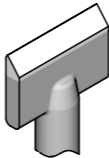
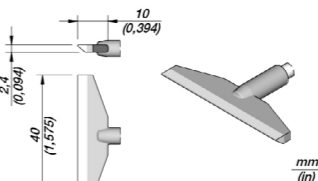


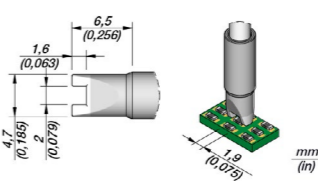
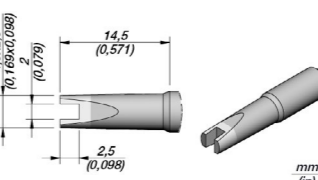
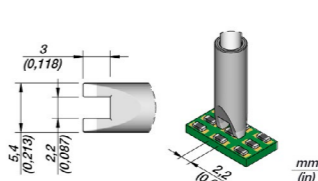
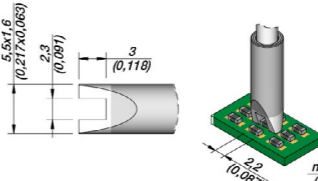
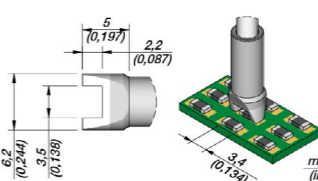
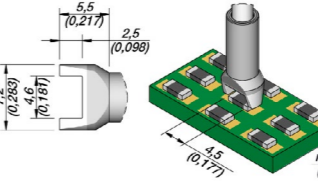
**C245** Cartridges for **T245** Handles

	Ref.	Description	Image	Suggested components	Connectables
	<b>C245-931</b>	Cartridge Spoon Ø 2,7		Drag soldering	Control Units: CD, DI, DDE, DME Tools: T245 range
	<b>C245-938</b>	Cartridge Spoon Ø 3,8		Drag soldering	Control Units: CD, DI, DDE, DME Tools: T245 range
	<b>C245-790</b>	Cartridge Pin/Connector Ø 0,8		Through hole Cable sold/desol	Control Units: CD, DI, DDE, DME Tools: T245 range
	<b>C245-785</b>	Cartridge Pin/Connector Ø 1,5		Through hole Cable sold/desol	Control Units: CD, DI, DDE, DME Tools: T245 range
	<b>C245-763</b>	Cartridge Pin/Connector Ø 2,5		Through hole Cable sold/desol	Control Units: CD, DI, DDE, DME Tools: T245 range
	<b>C245-760</b>	Cartridge Pin/Connector Ø 3,5		Through hole Cable sold/desol	Control Units: CD, DI, DDE, DME Tools: T245 range
	<b>C245-762</b>	Cartridge Pin/Connector R. 4,5		Cable sold/desol	Control Units: CD, DI, DDE, DME Tools: T245 range
	<b>C245-789</b>	Cartridge Knife 3,5 x 0,3		Drag soldering	Control Units: CD, DI, DDE, DME Tools: T245 range


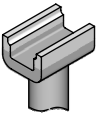
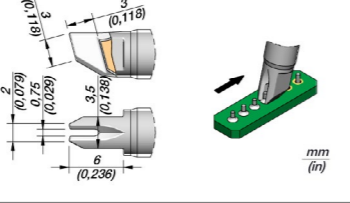
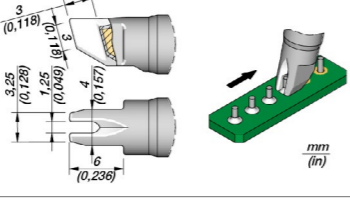
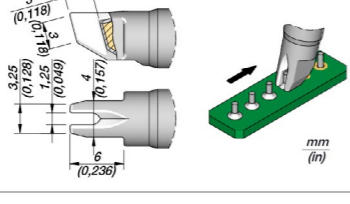
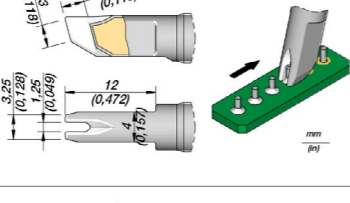
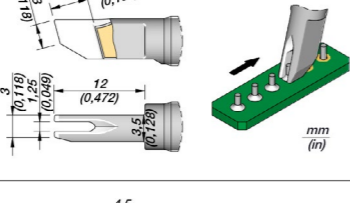
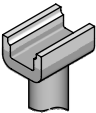
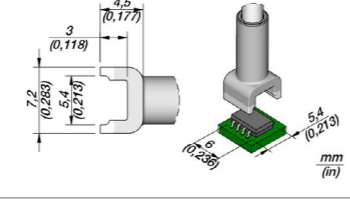
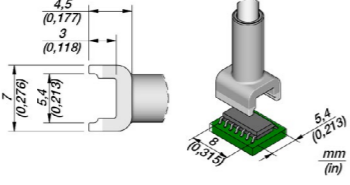
**C245** Cartridges for **T245** Handles

	Ref.	Description	Image	Suggested components	Connectables
	<b>C245-939</b>	Cartridge Knife 6,0 x 0,4		Drag soldering	Control Units: CD, DI, DDE, DME Tools: T245 range
	<b>C245-765</b>	Cartridge Knife 6,0 x 0,4 S1		Drag soldering	Control Units: CD, DI, DDE, DME Tools: T245 range
	<b>C245-955</b>	Cartridge Knife 13,0 x 0,5		Drag Soldering Conector desoldering	Control Units: CD, DI, DDE, DME Tools: T245 range
	<b>C245-914</b>	Cartridge Blade 10 S1		Pad cleaning Conector desoldering	Control Units: CD, DI, DDE, DME Tools: T245 range
	<b>C245-752</b>	Cartridge Blade 15		Pad cleaning Conector desoldering	Control Units: CD, DI, DDE, DME Tools: T245 range
	<b>C245-913</b>	Cartridge Blade 21		Pad cleaning Conector desoldering	Control Units: CD, DI, DDE, DME Tools: T245 range
	<b>C245-949</b>	Cartridge Blade 32		Pad cleaning Conector desoldering	Control Units: CD, DI, DDE, DME Tools: T245 range
	<b>C245-776</b>	Cartridge Blade 37		Pad cleaning Conector desoldering	Control Units: CD, DI, DDE, DME Tools: T245 range

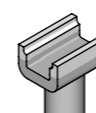
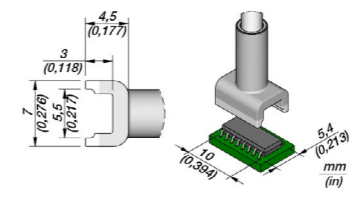
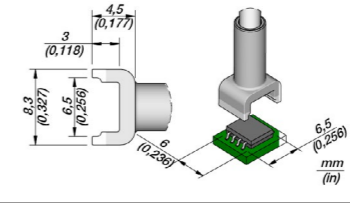
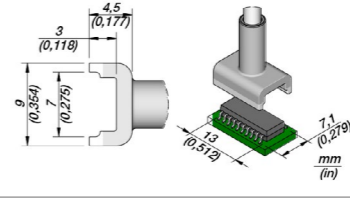
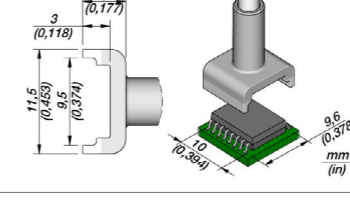
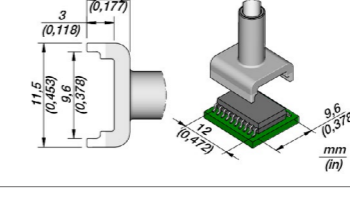
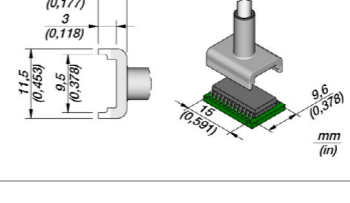
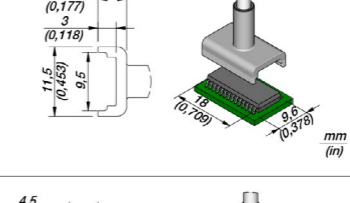
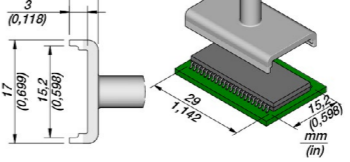
**C245** Cartridges for **T245** Handles

	Ref.	Description	Image	Suggested components	Connectables
	<b>C245-792</b>	Cartridge Blade 40		Pad cleaning Conector desoldering	Control Units: CD, DI, DDE, DME Tools: T245 range
	<b>C245-757</b>	Cartridge Chip 1,25		SMD resistors SMD capacitors	Control Units: CD, DI, DDE, DME Tools: T245 range
	<b>C245-016</b>	Cartridge Chip 1,9		SMD resistors SMD capacitors	Control Units: CD, DI, DDE, DME Tools: T245 range
	<b>C245-758</b>	Cartridge Chip 2		SMD resistors SMD capacitors	Control Units: CD, DI, DDE, DME Tools: T245 range
	<b>C245-017</b>	Cartridge Chip 2,2 S1		SMD resistors SMD capacitors	Control Units: CD, DI, DDE, DME Tools: T245 range
	<b>C245-150</b>	Cartridge Chip 2,2 S2		SMD resistors SMD capacitors	Control Units: CD, DI, DDE, DME Tools: T245 range
	<b>C245-018</b>	Cartridge Chip 3,4		SMD resistors SMD capacitors	Control Units: CD, DI, DDE, DME Tools: T245 range
	<b>C245-019</b>	Cartridge Chip 4,5		SMD resistors SMD capacitors	Control Units: CD, DI, DDE, DME Tools: T245 range

**C245** Cartridges for **T245** Handles

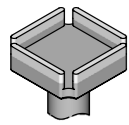
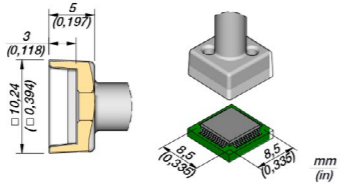
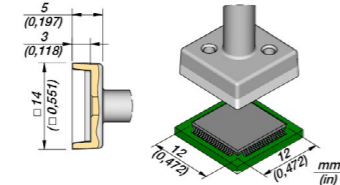
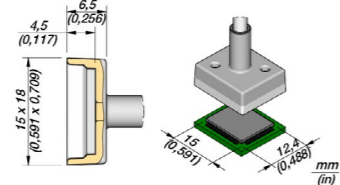
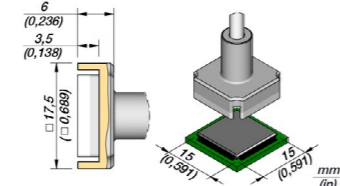
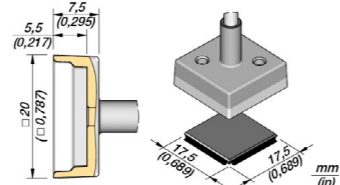
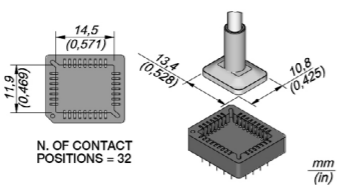
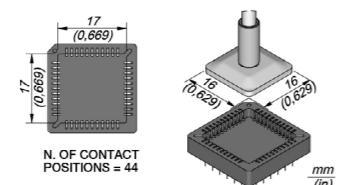
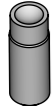
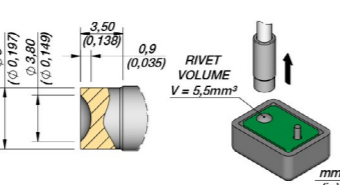
	Ref.	Description	Image	Suggested components	Connectables
	<b>C245-754</b>	Cartridge Drag 0,75		Drag soldering	Control Units: CD, DI, DDE, DME Tools: T245 range
	<b>C245-654</b>	Cartridge Drag 0,75 L		Drag soldering	Control Units: CD, DI, DDE, DME Tools: T245 range
	<b>C245-751</b>	Cartridge Drag 1,25		Drag soldering	Control Units: CD, DI, DDE, DME Tools: T245 range
	<b>C245-651</b>	Cartridge Drag 1,25 L		Drag soldering	Control Units: CD, DI, DDE, DME Tools: T245 range
	<b>C245-667</b>	Cartridge Drag 1,25 S1 L		Drag soldering	Control Units: CD, DI, DDE, DME Tools: T245 range
	<b>C245-669</b>	Cartridge Drag 1,25 S2 L		Drag soldering	Control Units: CD, DI, DDE, DME Tools: T245 range
	<b>C245-220</b>	Cartridge Tunnel 5,4 x 6		Dual in Line IC	Control Units: CD, DI, DDE, DME Tools: T245 range
	<b>C245-250</b>	Cartridge Tunnel 5,4 x 8		Dual in Line IC	Control Units: CD, DI, DDE, DME Tools: T245 range

**C245** Cartridges for **T245** Handles

	Ref.	Description	Image	Suggested components	Connectables
	<b>C245-221</b>	Cartridge Tunnel 5,4 x 10		Dual in Line IC	Control Units: CD, DI, DDE, DME Tools: T245 range
	<b>C245-303</b>	Cartridge Tunnel 6,5 x 6		Dual in Line IC	Control Units: CD, DI, DDE, DME Tools: T245 range
	<b>C245-222</b>	Cartridge Tunnel 7,1 x 13		Dual in Line IC	Control Units: CD, DI, DDE, DME Tools: T245 range
	<b>C245-306</b>	Cartridge Tunnel 9,6 x 10		Dual in Line IC	Control Units: CD, DI, DDE, DME Tools: T245 range
	<b>C245-305</b>	Cartridge Tunnel 9,6 x 12		Dual in Line IC	Control Units: CD, DI, DDE, DME Tools: T245 range
	<b>C245-304</b>	Cartridge Tunnel 9,6 x 15		Dual in Line, IC	Control Units: CD, DI, DDE, DME Tools: T245 range
	<b>C245-215</b>	Cartridge Tunnel 9,6 x 18		Dual in Line IC	Control Units: CD, DI, DDE, DME Tools: T245 range
	<b>C245-226</b>	Cartridge Tunnel 15,2 x 29		Dual in Line IC	Control Units: CD, DI, DDE, DME Tools: T245 range



**C245** Cartridges for **T245** Handles

	Ref.	Description	Image	Suggested components	Connectables
	<b>C245-223</b>	Cartridge QFP 8,5 x 8,5		QFP	Control Units: CD, DI, DDE, DME Tools: T245 range
	<b>C245-224</b>	Cartridge QFP 12 x 12		QFP	Control Units: CD, DI, DDE, DME Tools: T245 range
	<b>C245-228</b>	Cartridge QFP 12,4 x 15		QFP	Control Units: CD, DI, DDE, DME Tools: T245 range
	<b>C245-315</b>	Cartridge QFP 15 x 15		QFP	Control Units: CD, DI, DDE, DME Tools: T245 range
	<b>C245-227</b>	Cartridge QFP 17,5 x 17,5		QFP	Control Units: CD, DI, DDE, DME Tools: T245 range
	<b>C245-248</b>	Cartridge Socket 11,9 x 14,5		PLCC sockets	Control Units: CD, DI, DDE, DME Tools: T245 range
	<b>C245-247</b>	Cartridge Socket 17 x 17		PLCC sockets	Control Units: CD, DI, DDE, DME Tools: T245 range
	<b>C245-053</b>	Cartridge Rivet Ø 3,8		Chrome finisg, design for plastic rivets	Control Units: CD, DI, DDE, DME Tools: T245 range

**C245** Cartridges for **T245** Handles

	Ref.	Description	Image	Suggested components	Connectables
	<b>C245-052</b>	Cartridge Rivet Ø 4,9		Chrome finisg, design for plastic rivets	Control Units: CD, DI, DDE, DME Tools: T245 range
	<b>C245-054</b>	Cartridge Rivet Ø 6,5		Chrome finisg, design for plastic rivets	Control Units: CD, DI, DDE, DME Tools: T245 range
	<b>C245-312</b>	Cartridge for Plastics Ø 3,2		Plastics	Control Units: CD, DI, DDE, DME Tools: T245 range
	<b>C245-313</b>	Cartridge for Plastics Ø 4,1		Plastics	Control Units: CD, DI, DDE, DME Tools: T245 range
	<b>C245-123</b>	Cartridge for Plastics 4 x 4		Plastics	Control Units: CD, DI, DDE, DME Tools: T245 range
	<b>C245-124</b>	Cartridge for Plastics 4,25 x 2		Plastics	Control Units: CD, DI, DDE, DME Tools: T245 range
	<b>C245-109</b>	Cartridge Cutter 4,3 x 0,1		Plastics Remove underfill encapsulants	Control Units: CD, DI, DDE, DME Tools: T245 range
	<b>C245-138</b>	Cartridge Cutter 12		Plastic Rubber cutter	Control Units: CD, DI, DDE, DME Tools: T245 range

**C245** Cartridges for **T245** Handles

Ref.	Description	Image	Suggested components	Connectables
<b>C245-121</b>	Cartridge Cutter 13		Plastic Rubber cutter	Control Units: CD, DI, DDE, DME Tools: T245 range
<b>C245-311</b>	Cartridge for Plastics 20 x 6		Plastics	Control Units: CD, DI, DDE, DME Tools: T245 range
<b>C245-119</b>	Cartridge Conical Teflon Ø 1		Plastics	Control Units: CD, DI, DDE, DME Tools: T245 range
<b>C245-116</b>	Cartridge Pin/Connector R. 1		Through hole Coaxial connector	Control Units: CD, DI, DDE, DME Tools: T245 range
<b>C245-122</b>	Cartridge Pin/Connect. 1,5 x 0,5		Cylinder parts	Control Units: CD, DI, DDE, DME Tools: T245 range
<b>C245-764</b>	Cartridge Fine Pitch Ø 0,5		Package 0603 QFP, IC, .. Fine pitch	Control Units: CD, DI, DDE, DME Tools: T245 range
<b>C245-771</b>	Cartridge Bent 1 x 0,1		Cable soldering to connector Fine pitch	Control Units: CD, DI, DDE, DME Tools: T245 range
<b>C245-117</b>	Cartridge Flat Ø 1,45		Through hole	Control Units: CD, DI, DDE, DME Tools: T245 range

**C245** Cartridges for **T245** Handles

Ref.	Description	Image	Suggested components	Connectables
<b>C245-118</b>	Cartridge Pin/Wire 0,4		Through hole Wire tinning	Control Units: CD, DI, DDE, DME Tools: T245 range
<b>C245-730</b>	Cartridge Blade 10 S2		Pad cleaning Conector desoldering	Control Units: CD, DI, DDE, DME Tools: T245 range
<b>C245-268</b>	Cartridge Pin/Wire 1,5		Through hole	Control Units: CD, DI, DDE, DME Tools: T245 range
<b>C245-136</b>	Cartridge Micro Stick Switch		Micro Stick desoldering	Control Units: CD, DI, DDE, DME Tools: T245 range
<b>C245-772</b>	Cartridge Nickel 1,4 x 0,7 S1		HMP soldering	Control Units: CD, DI, DDE, DME Tools: T245 range
<b>C245-009</b>	Cartridge S-Lead 4,5 x 1,8		Drag Soldering	Control Units: CD, DI, DDE, DME Tools: T245 range
<b>C245-010</b>	Cartridge J-Lead 4,5 x 1,8		Drag soldering J-lead	Control Units: CD, DI, DDE, DME Tools: T245 range
<b>C245-SP01</b>	Solder Pot Cartridge 15 x 18		Tinnig wires Desoldering Through Hole Multipin components	Control Units: CD, DI, DDE, DME Tools: T245 range